

SIEMENS



Issued by
Gigaset Communications GmbH
Schlavenhorst 66, D-46395 Bocholt
Gigaset Communications GmbH is a trademark licensee of Siemens AG

© Gigaset Communications GmbH 2008
All rights reserved.
Subject to availability. Rights of modifications reserved.

www.gigaset.com

Gigaset Repeater

Gigaset

Important information

Application

For Gigaset telephones (except A-Class).

Safety precautions

Note:

Read the safety precautions and the manual before use.
Explain their contents to your children, and the potential hazards associated with using the device.



Only use the power supply unit supplied, as indicated on the underside of the device.



The operation of medical appliances may be affected. Be aware of the technical conditions in your particular environment, e.g. doctor's surgery.

Maintain sufficient distance from other electronic devices (e. g. PC), as these can interfere with operation.



Do not install the device in a bathroom or shower. It is not waterproof.



Do not use the device in environments with a potential explosion hazard, e.g. auto paint shops.



If you give your Gigaset Repeater to someone else, make sure you also give them the manual.



All electrical and electronic products should be disposed of separately from the municipal waste stream via designated collection facilities appointed by the government or the local authorities.

This crossed-out wheeled bin symbol on the product means the product is covered by the European Directive 2002/96/EC.

The correct disposal and separate collection of your old appliance will help prevent potential negative consequences for the environment and human health. It is a precondition for reuse and recycling of used electrical and electronic equipment.

For more detailed information about disposal of your old appliance, please contact your city office, waste disposal service or the shop where you purchased the product.

Introduction

Contents of the package

- 1 Gigaset Repeater
- 1 power supply unit for Gigaset Repeater
- 2 screws and plugs
- These operating instructions

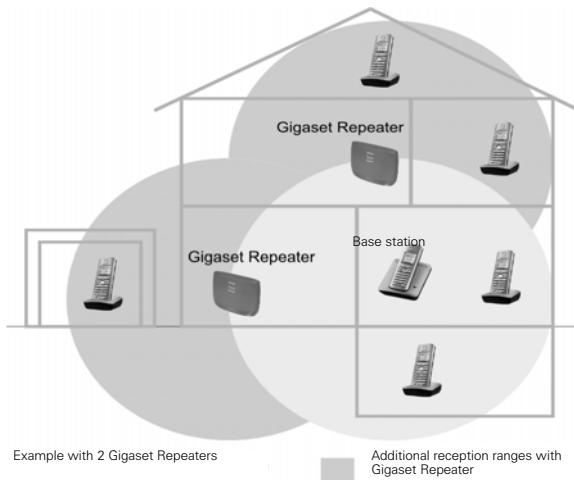
Maintenance

Simply wipe your Gigaset Repeater with a damp cloth or an antistatic wipe. Never use a dry cloth (causes static charge).

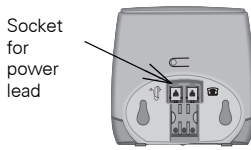
Introduction

Your Gigaset Repeater extends the reception range of a maximum of 2 handsets. Up to 6 Gigaset Repeater units can be used with a single base station thus making available extra extended reception range for each 2 handsets respectively.

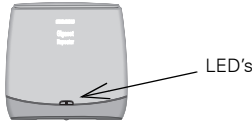
The maximum number of handsets that can be registered at your base station is not affected by the Gigaset Repeater.



Before you start to register the units, install the Gigaset Repeater in close proximity to the base station and a power supply point. If a Gigaset Repeater is already in use, it must be switched on and positioned next to the base station before registration can commence.



The power lead supplied is plugged into the socket on the Gigaset Repeater's rear side. Using the specified measurements, drill the necessary holes in the wall to mount the device using the screws and plugs supplied.



The different operating modes are indicated on the front of the Repeater unit by means of two LED's (for an explanation, see page 15).

Preparing

Please refer to the user guide for your phone to check whether your base station is suitable for operating the repeater and how to prepare it for registering the repeater.

Registration

Carry out the following steps:



Switch off the Gigaset Repeater (disconnect the power plug).



Place the base station in Repeater registration mode in the same way as you would to manually register a handset. Please refer to the operating instructions for your base station.



Ensure that other base stations close to the Gigaset Repeater are not in registration mode during this process.



Switch on the Gigaset Repeater (connect the power plug).



The left LED on the Gigaset Repeater flashes continually. After a short while the LED stays on permanently indicating that registration is complete and that the unit is ready for operation.






The Gigaset Repeater can be registered independently of the length of an audible registration tone or a display at the base station. If registration is not successful, the LED on the Gigaset Repeater will flash continuously. In this case, repeat the procedure.

Installation

Repeating registration

You can reregister the Gigaset Repeater at any time, for example if initial registration was unsuccessful, or if the Gigaset Repeater is to be registered at another base station for the first time.

Before registering the Gigaset Repeater once again (e.g. at a different base station), please reset the Gigaset Repeater beforehand as described below:

-  Switch off the unit (disconnect the power plug)
-  Switch on for 1 to 5 seconds and switch it off again
-  Switch on for 25 to 35 seconds and switch it off again.

The Gigaset Repeater is now ready to be registered again as described above. This is signalled by the LED which flashes continually once the power plug is reconnected.

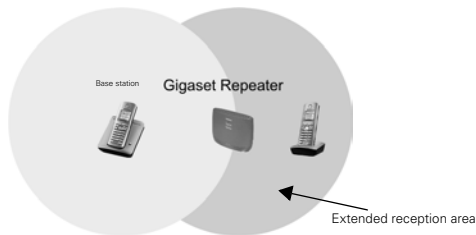
Installation

Once you have registered your Gigaset Repeater you can install it wherever you would like to extend the reception range of your handsets. However, you must ensure that there is a power point at the place of installation and that the left LED remains on constantly after the device has been switched on.

If the left LED flashes, the Gigaset Repeater is too far away from the base station or reception is being hindered by thick walls or metal objects for example (e.g. radiators).

When looking for a suitable installation site, a useful guide is a handset which requires a good connection with the base station at the Gigaset Repeater installation site.

To operate a handset for the first time in the extended Gigaset Repeater area, switch off the handset within the new reception range of the Gigaset Repeater, but outside the reception range of the base station and then switch it back on again:



If you are using more than one Gigaset Repeater in the area of your base station, you must keep the Gigaset Repeaters at least 10m apart.

LED display of functions

There are two green LEDs on the centre front of the housing. The left LED displays registration and operation function, the right LED displays the handset-traffic via this repeater:

Left LED states:

| | |
|-----------------------|----------------------------|
| Dark | power supply off |
| Flashing | no link to basestation |
| Continuous lighting | normal link to basestation |
| Intermittent flashing | ready to register |





Right LED states:

| | |
|----------------|-------------------------------|
| Dark | no traffic |
| Flashing once | one handset link via repeater |
| Flashing twice | two handset link via repeater |

Using the verification tone

The verification tone enables you to establish whether or not the handset is working in the extended area of the Gigaset Repeater. This tone is audible on the activated handset as long as the unit is connected to the Gigaset Repeater.

Carry out the procedure described below on your Gigaset Repeater in order to switch the verification tone on and off:

-  Switch off the unit (disconnect the power plug)
-  Switch on for 1 to 5 seconds and switch it off again.
-  Switch on again. If the left LED on the unit is flashing slowly, switch it off again.
-  Switch it on again. The verification tone is then activated or deactivated.

Miscellaneous

Troubleshooting

| Problem | Cause | Action |
|--|--|---|
| Left LED flashes continuously when the registration procedure has been concluded | No radio connection to the base station | Repeat registration |
| Left LED flashes continuously at a selected location | No radio connection to the base station | Select a new location |
| Left LED does not light up at all | No power | Check the power point |
| No reception of the handset in the area of the repeater | Repeater not registered No radio connection to the base station Handset cannot find the repeater | Repeat registration Select a new location Switch handset on and off |

Technical data

| | |
|------------------------|---|
| Standards: | Compatible to DECT, GAP |
| Radio frequency range: | 1880 MHz - 1900 MHz |
| Transmit power: | 10 mW average power per channel |
| Range: | max. 300 m outdoors, max. 50 m indoors |
| Power supply: | 220/230 V, 50 Hz (plug-in power unit) |
| Power consumption: | 6 VA |
| Operating temperature: | -10 °C to + 50°C |
| Dimensions (mm): | 131 x 111 x 50 (LxBxH) |
| Weight: | 136 g |
| Power cable length: | approx. 3 m |

Guarantee Certificate United Kingdom

Without prejudice to any claim the user (customer) may have in relation to the dealer or retailer, the customer shall be granted a manufacturer's Guarantee under the conditions set out below:

- In the case of new devices and their components exhibiting defects resulting from manufacturing and/or material faults within 24 months of purchase, Gigaset Communications shall, at its own option and free of charge, either replace the device with another device reflecting the current state of the art, or repair the said device. In respect of parts subject to wear and tear (including but not limited to, batteries, keypads, casing), this warranty shall be valid for six months from the date of purchase.
- This Guarantee shall be invalid if the device defect is attributable to improper treatment and/or failure to comply with information contained in the user guides.
- This Guarantee shall not apply to or extend to services performed by the authorised dealer or the customer themselves (e. g. installation, configuration, software downloads). User guides and any software supplied on a separate data medium shall be excluded from the Guarantee.
- The purchase receipt, together with the date of purchase, shall be required as evidence for invoking the Guarantee. Claims under the Guarantee must be submitted within two months of the Guarantee default becoming evident.
- Ownership of devices or components replaced by and returned to Gigaset Communications shall vest in Gigaset Communications.
- This Guarantee shall apply to new devices purchased in the European Union. For Products sold in the United Kingdom the Guarantee is issued by: Gigaset Communications GmbH, Schlavenhorst 66, D-46395 Bocholt, Germany.
- Any other claims resulting out of or in connection with the device shall be excluded from this Guarantee. Nothing in this Guarantee shall attempt to limit or exclude a Customers Statutory Rights, nor the manufacturer's liability for death or personal injury resulting from its negligence.
- The duration of the Guarantee shall not be extended by services rendered under the terms of the Guarantee.
- Insofar as no Guarantee default exists, Gigaset Communications reserves the right to charge the customer for replacement or repair.
- The above provisions does not imply a change in the burden of proof to the detriment of the customer.

To invoke this Guarantee, please contact the Gigaset Communications telephone service. The relevant number is to be found in the accompanying user guide.

Guarantee Certificate Ireland

Without prejudice to any claim the user (customer) may have in relation to the dealer or retailer, the customer shall be granted a manufacturer's Guarantee under the conditions set out below:

- In the case of new devices and their components exhibiting defects resulting from manufacturing and/or material faults within 24 months of purchase, Gigaset Communications shall, at its own option and free of charge, either replace the device with another device reflecting the current state of the art, or repair the said device. In respect of parts subject to wear and tear (including but not limited to, batteries, keypads, casing), this warranty shall be valid for six months from the date of purchase.
- This Guarantee shall be invalid if the device defect is attributable to improper care or use and/or failure to comply with information contained in the user manuals. In particular claims under the Guarantee cannot be made if:
 - The device is opened (this is classed as third party intervention)
 - Repairs or other work done by persons not authorised by Gigaset Communications.
 - Components on the printed circuit board are manipulated
 - The software is manipulated
- Defects or damage caused by dropping, breaking, lightning or ingress of moisture. This also applies if defects or damage was caused by mechanical, chemical, radio interference or thermal factors (e.g.: microwave, sauna etc.)
- Devices fitted with accessories not authorised by Gigaset Communications
- This Guarantee shall not apply to or extend to services performed by the authorised dealer or the customer themselves (e.g. installation, configuration, software downloads). User manuals and any software supplied on a separate data medium shall be excluded from the Guarantee.
- The purchase receipt, together with the date of purchase, shall be required as evidence for invoking the Guarantee. Claims under the Guarantee must be submitted within two months of the Guarantee default becoming evident.
- Ownership of devices or components replaced by and returned to Gigaset Communications shall vest in Gigaset Communications.
- This Guarantee shall apply to new devices purchased in the European Union. For Products sold in the Republic of Ireland the Guarantee is issued by Gigaset Communications GmbH, Schlavenhorst 66, D-46395 Bocholt, Germany.
- Any other claims resulting out of or in connection with the device shall be excluded from this Guarantee. Nothing in this Guarantee shall attempt to limit or exclude a Customer's Statutory Rights, nor the manufacturer's liability for death or personal injury resulting from its negligence.

- The duration of the Guarantee shall not be extended by services rendered under the terms of the Guarantee.
- Insofar as no Guarantee default exists, Gigaset Communications reserves the right to charge the customer for replacement or repair.
- The above provisions does not imply a change in the burden of proof to the detriment of the customer.

To invoke this Guarantee, please contact the Gigaset Communications helpdesk on 1850 777 277. This number is also to be found in the accompanying user guide.

Service (Customer Care)

You can get assistance easily when you have technical questions or questions about how to use your device by using our online support service on the Internet at:

www.gigaset.com/customercare

This site can be accessed at any time wherever you are. It will give you 24/7 support for all our products. It also a list of FAQs and answers plus user guides for you to download. You will also find frequently asked questions and answers in the **Questions and Answers** section of this user guide in the appendix.

If the device needs to be repaired, please contact one of our Customer Care Centers:

| | | | |
|--|--|--------------------------------|---------------------------------------|
| Abu Dhabi | 97 12 62 23 800 | Jordan | 00962 6 5625460/1/2 |
| Argentina | 0800-888-9878 | Kuwait | 00965-2464993 |
| Australia | 1300 665 366 | Latvia | 7 50 11 18 |
| Austria | 05 17 07 50 04 (0,065 Euro/Min.) | Lebanon | 00961-1236110 |
| Bahrain | 97 31 73 11 173 | Luxembourg | 40 66 61 56 40 |
| Belgium | 0 78 15 66 79 | Malaysia | 603 77124304 |
| Bosnia Herzegovina | 033 276 649 | Malta | +353 21 4940 632 |
| Brazil | | Mexico | 01800 999 4442738 (01800 999 Gigaset) |
| Grande Capitais e Regiões Metropolitanas: | 4003 3020 | Netherlands | 0900-3333102 (0,25 Euro/min.) |
| | R\$ 0,14 (US\$ 0,069) | New Zealand | 08 00 27 43 63 |
| Demais localidades: | 0800 888 3020 | Norway | 22 70 84 00 |
| | R\$ 0,20 (US\$ 0,098) | Oman | 96 82 47 09 281 |
| Bulgaria | 02 873 94 88 | Poland | 0 801 140 160 |
| Canada | 866 247 8758 | Portugal | (351) 808 781 223 |
| China | 0 21 400 670 6007 (RMB 0.11) | Romania | +4.021.529.7114. |
| Croatia | 01 / 2456 555 (0,23 Kn) | Russia | 8 (495) 228 1312 |
| Czech Republic | 233 032 727 | Serbia | 0800 222 111 |
| Denmark | 35 25 86 00 | Singapore | 6735 9100 |
| Dubai | 97 14 39 69 944 | Slovak Republic | 02 59 68 22 66 (4,428 sk) |
| Egypt | 202 7623441 | Slovenija | 0 14 74 63 36 |
| Finland | 09 23 11 34 25 | South Africa | 08 60 10 11 57 |
| France | 01 56 38 42 00 (Appel national) | Spain | 902 103935 |
| Germany | 01805 333 222 | Sweden | 08 750 99 11 |
| (0,14 Euro/Min. aus dem Festnetz der Deutschen Telekom. | | Switzerland | 0848 212 000 (0,08 SFr./Min.) |
| Für Anrufe aus den Mobilfunknetzen können abweichende Preise gelten) | | Taiwan | 02 266 24343 |
| Greece | 801 1000 500 (0,026 Euro) | Thailand | 02 722 1118 |
| Hong Kong | 2763 0203 | Turkey | 0216 459 98 59 |
| | 2389 7285 | Ukraine | +380-44-451-71-72 |
| Hungary | 06 14 71 24 44 (27 Ft) | United Arab Emirates | 0 43 66 03 86 |
| India | Please refer to your local warranty card | United Kingdom | 0 84 53 67 08 12 |
| Ireland | 18 50 77 72 77 | USA | 1-866 247-8758 |
| Israel | 1 700 700 727 | | (toll free) |
| Italy | 199.15.11.15 | Vietnam | 1900 545 416 |

Please have your record of purchase ready when calling.

Replacement or repair services are not offered in countries where our product is not sold by authorised dealers.

Authorisation

This device is intended for use within the European Economic Area and Switzerland. If used in other countries, it must first be approved nationally in the country in question. Country-specific requirements have been taken into consideration.

We, Gigaset Communications GmbH*, declare that this device meets the essential requirements and other relevant regulations laid down in Directive 1999/5/EC.

A copy of the 1999/5/EC Declaration of Conformity is available at this Internet address: <http://www.gigaset.com/docs>.

CE 0682

*. Gigaset Communications GmbH is a trademark licensee of Siemens AG.

